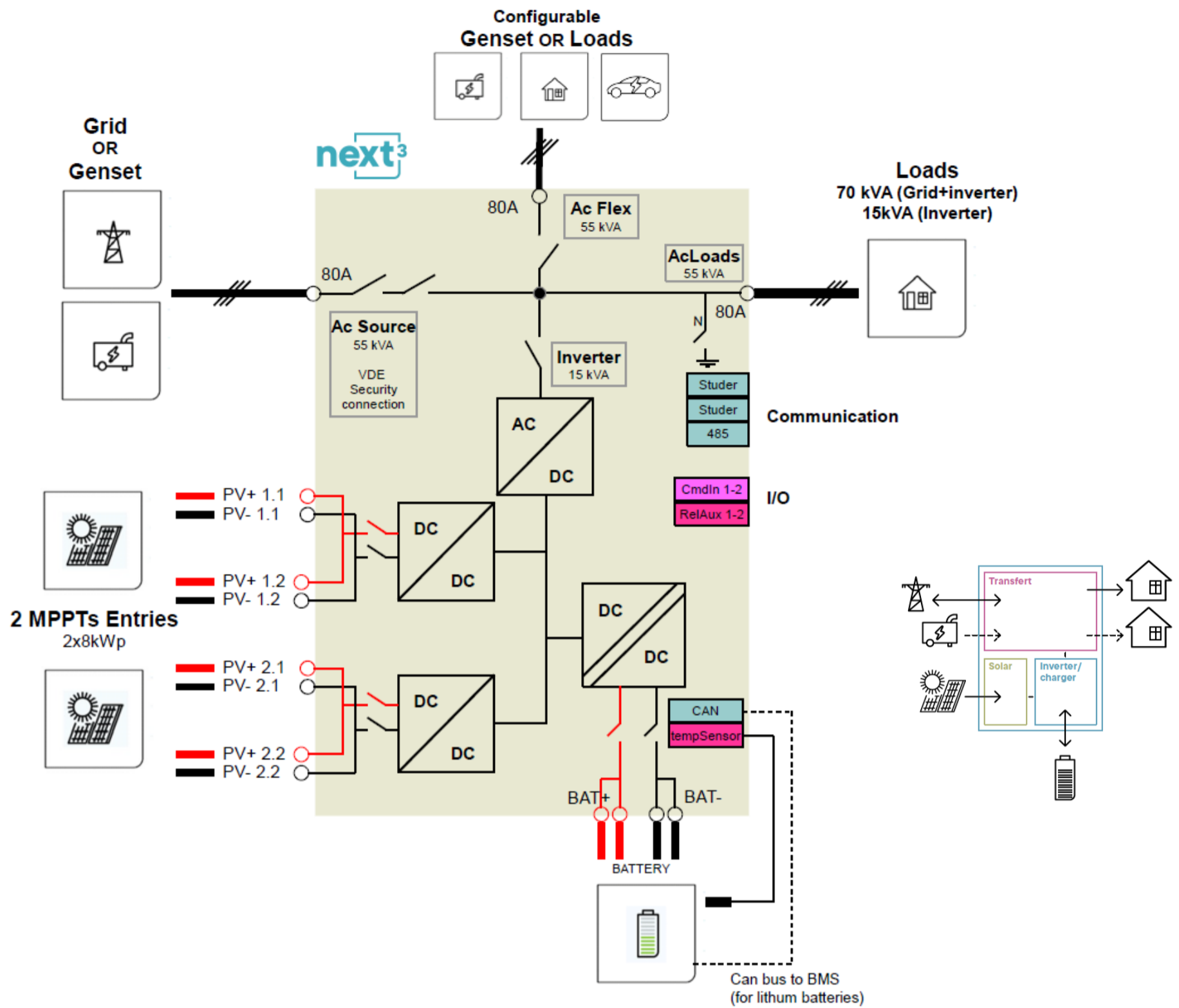
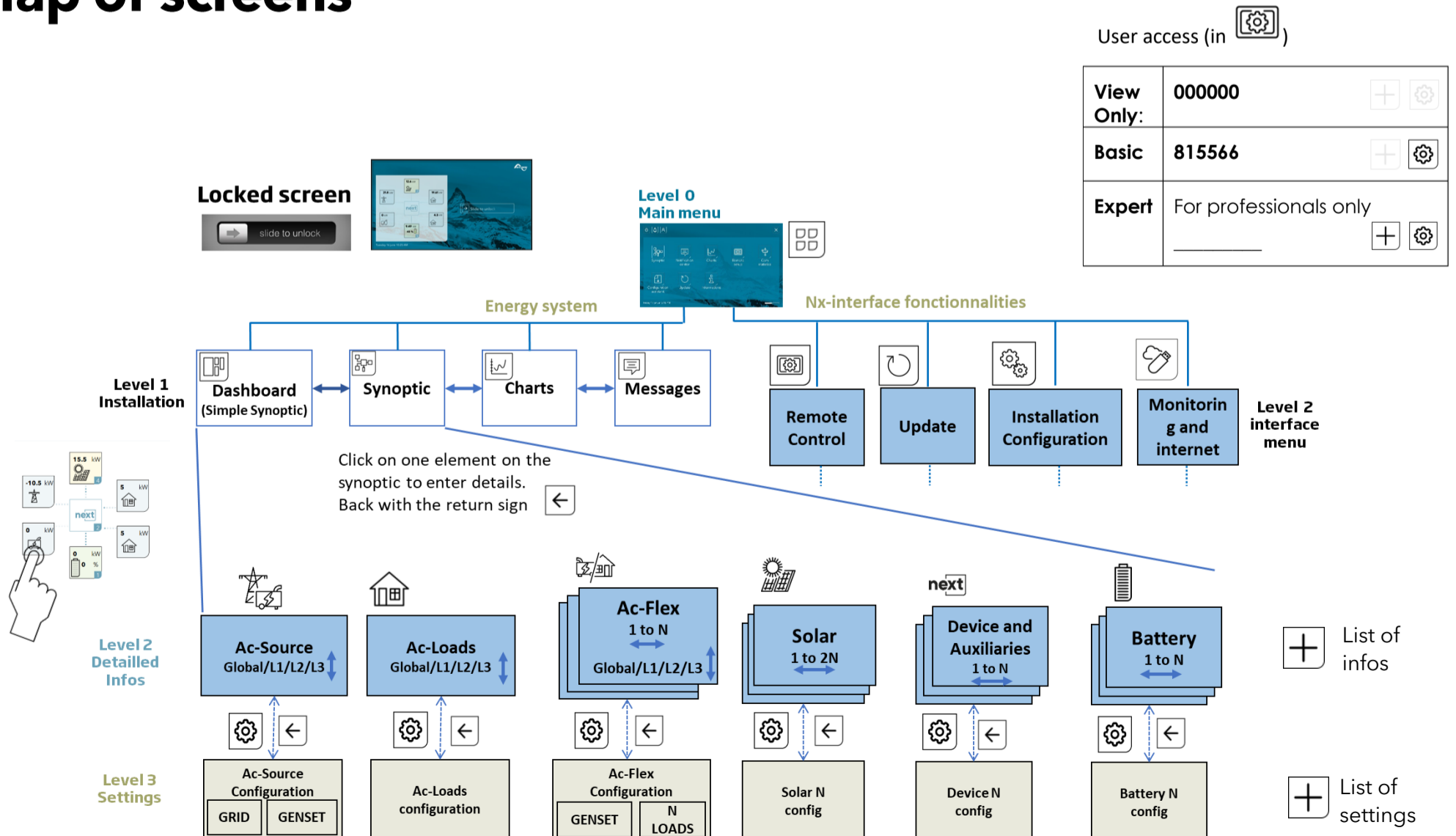


Principle schematic of the next3

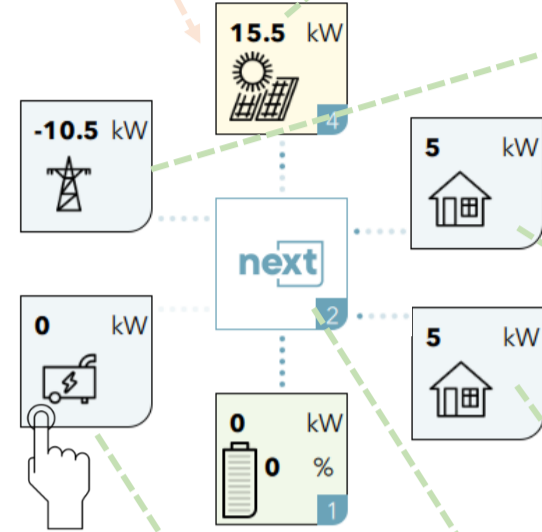


Map of screens

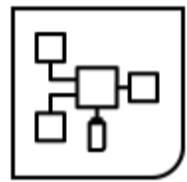


next3 user interface overview (provisory)

Dashboard:



Similar access provided from the synoptic view:



Details for PV field 1 of 4

Energy kWh: Yesterday 1.6, Today 18.7

Max power 0 kW

Line Voltages: L12 402 V, L22 395 V, L32 395 V

PV field 1 of 4 : MPPT settings

Enable MPPT converter:

Algorithm: Least square fit

Check for global MPP:

Period for global MPP check: 65 s

Details for AC-Source

Energy kWh: Yesterday 0, Today 36.4

Max power 22 kW

Line Voltages: L12 402 V, L22 395 V, L32 395 V

AC source: general settings

Type of source: Grid

Grid code: SECS2156

Max Current per phase: 32 A

Smart Boost 2.0 and Inertial Support:

Connection to AC source allowed:

Grid feeding allowed:

Enable Quick UPS:

Details for AC-Source

Energy kWh: Yesterday 0, Today 36.4

Max power 22 kW

Line Voltages: L12 402 V, L22 395 V, L32 395 V

AC-Flex: general setting

AC-Flex configuration: Genset

Enable connection of genset:

Genset Max Power: 30 kW

Voltage limit for connection: 195 V

Enable Quick UPS:

AC Flex: AC-source genset settings

Preheat delay on transfer: 3.5 minutes

Tolerance on voltage fluctuations: Tolerant

Rated Power of the genset: 2.2 kW

Delayed disconnect voltage: 80%V

Delayed disconnect time: 10 sec

Immediate disconnect voltage: 70%V

Connection voltage: 80%V

Details for AC-Loads

Energy kWh: Yesterday 0, Today 189.6

Max power 13 kW

Line Voltages: L12 395 V, L22 395 V, L32 402 V

AC Loads: general settings

ON/OFF of the inverter function only (let the solar working):

Output voltage: 230V

Output frequency: 50Hz

Frequency variation for AC-coupling:

Restart attempts after overload: 3

Details for AC-Flex 1/2 Phase 2

Energy (L2) kWh: Yesterday 6.8, Today 44.3

Max power 9 kW

Line Voltages: L12 395 V, L22 395 V, L32 402 V

AC Flex as AC-loads settings 1/2

Mode selection: Auto

Pre-set condition: Battery voltage

Undervoltage bat Trigger: 42V

Bat. Volt. deactivation Trig: 52V

Delay before activ/deact.: 5 min

Details for device 1 of 2

Device running time: 0 hours

Search for device:

Model: NEX-1000-4E, SN: NEX_012295

AI/1 Mode: Manual On, AI/2 Mode: Manual Off

Device 1 of 2 : Auxiliary relay 1 settings

Operating mode: Manual On

ON/OFF: OFF, AUTO

Normally closed: Common, Normally open:

Device 1 of 2 : Command input settings

Command input 1 inverted:

Command input 2 inverted:

Enable +12V IN1 IN2 return:

Details for battery 1 of 1

Energy kWh: Yesterday 0, Today 99.8

Max power 80 kW

Charging current limit: 283 A

Discharging current limit: 80 A

SOC for backup: 48%

SOC for grid feeding: 24%

Battery 1 : General settings

Manufacturer name: AstarTech

Nominal capacity: 0.8 Ah

Charging current limit: 4 A

Discharging current limit: 80 A

SOC for backup: 48%

SOC for grid feeding: 24%

communicating battery current limits:

Battery 1 cycle settings

Absorption voltage: 57.6 V

Equalization voltage: 62.4 V

Floating voltage voltage: 54.4 V

Under-voltage level at rest: 0 V

Under-voltage duration before error: 3 min

Restart voltage after undervoltage: 0 V

B.L.O.:

Overvoltage level: 0 V

Details for AC-Flex

Energy kWh: Yesterday 0, Today 0

Max power 88 kW

Line Voltages: L12 395 V, L22 404 V, L32 402 V

AC-Flex: general setting

AC-Flex configuration: Genset

Enable connection of genset:

Genset Max Power: 30 kW

Voltage limit for connection: 195 V

Enable Quick UPS:

AC Flex: AC-source genset settings

Preheat delay on transfer: 3.5 minutes

Tolerance on voltage fluctuations: Tolerant

Rated Power of the genset: 2.2 kW

Delayed disconnect voltage: 80%V

Delayed disconnect time: 10 sec

Immediate disconnect voltage: 70%V

Connection voltage: 80%V

Remote control

No device: Sluder nx bus, Isolated RS-485, Isolated CAN

USB Device: Ethernet

User level: English, Expert

Total usage time: 14.8, 1.9

Remote control configuration

Display brightness: 20

Language: English

Sleep delay: 100 s

Unlock code: 0000

Unlock mechanism: Slider

Default view: Synoptic

User level code input: 0

Updates

Device: NEX-1000-4E, Version: 0.8.0.41

Already up-to-date

Installation wizard

1. Appareils: Batterie, AC

2. AC: Select the technology: Non-communicant, Communicant

3. Batterie: Enter the nominal voltage: 0 V

4. Réseau: Enter the nominal voltage: 0 V

5. Application: Enter the capacity: 0 Ah

Installation configuration

Summary: 2x inverter, Grid 230V 50Hz, Grid code force: To AC-Flex as source on device 2

Device: NEX-1000-4E, SN: NEX_012295, OK

Status: NEX-1000-4E, SN: NEX_012295, OK

Webportal configuration

Not configured (or invalid)

Generate new GUID on this re-interface:

Automatically get new GUID from Webportal:

Manually enter new GUID:

Monitoring

Status: USB key: No drive, Internet connection: Disconnected, Webportal: Unknown

Memory usage: Used free memory: 100%

Remote Control - Connectors View

USB: 3, 4, 1, 2

Sluder nx bus, RS 485, CAN, LAN

Datalog data manager

In this page, you can import datalog data from your next Devices to this re-interface. Note that only available data will be imported.

Last 0 hours of minutes data: Import minutes (duration =0 minutes)

Last 0 days of hours data: Import hours (duration =0 minutes)

Last 0 days of days data: Import days (duration =0 minutes)

Last 0 months of months data: Import months (duration =0 minutes)

Last 0 days of Notifications: Import Notifications (duration =0 minutes)

LEVEL 2

LEVEL 3

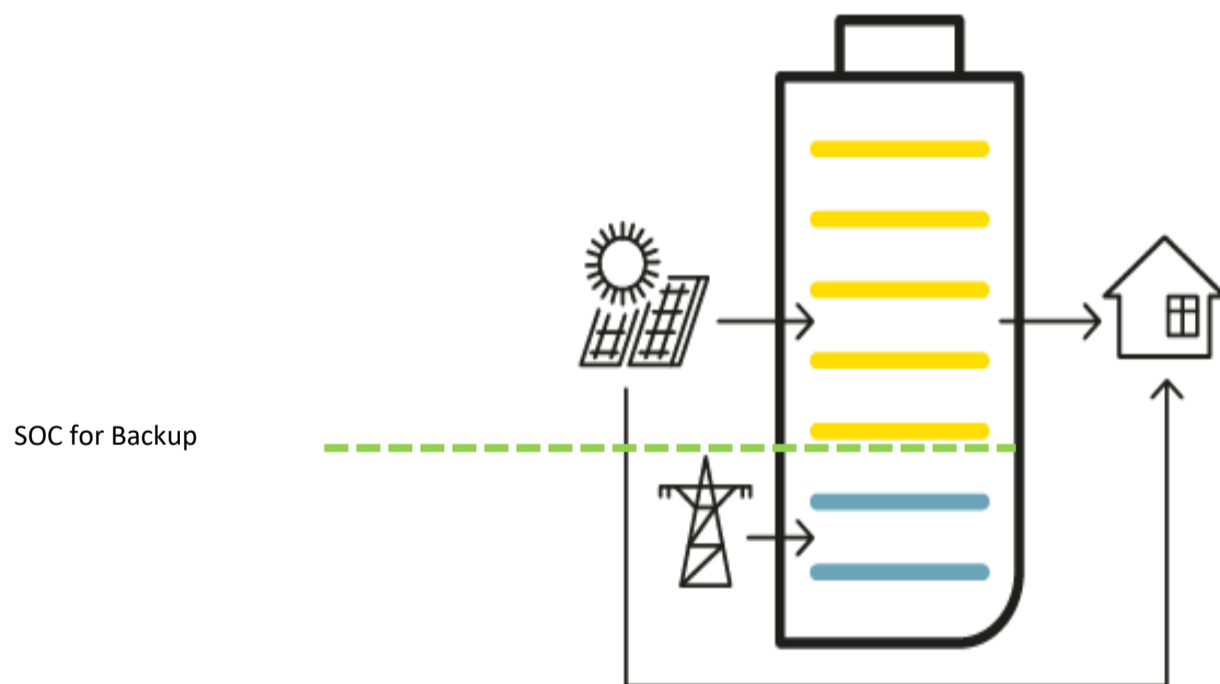
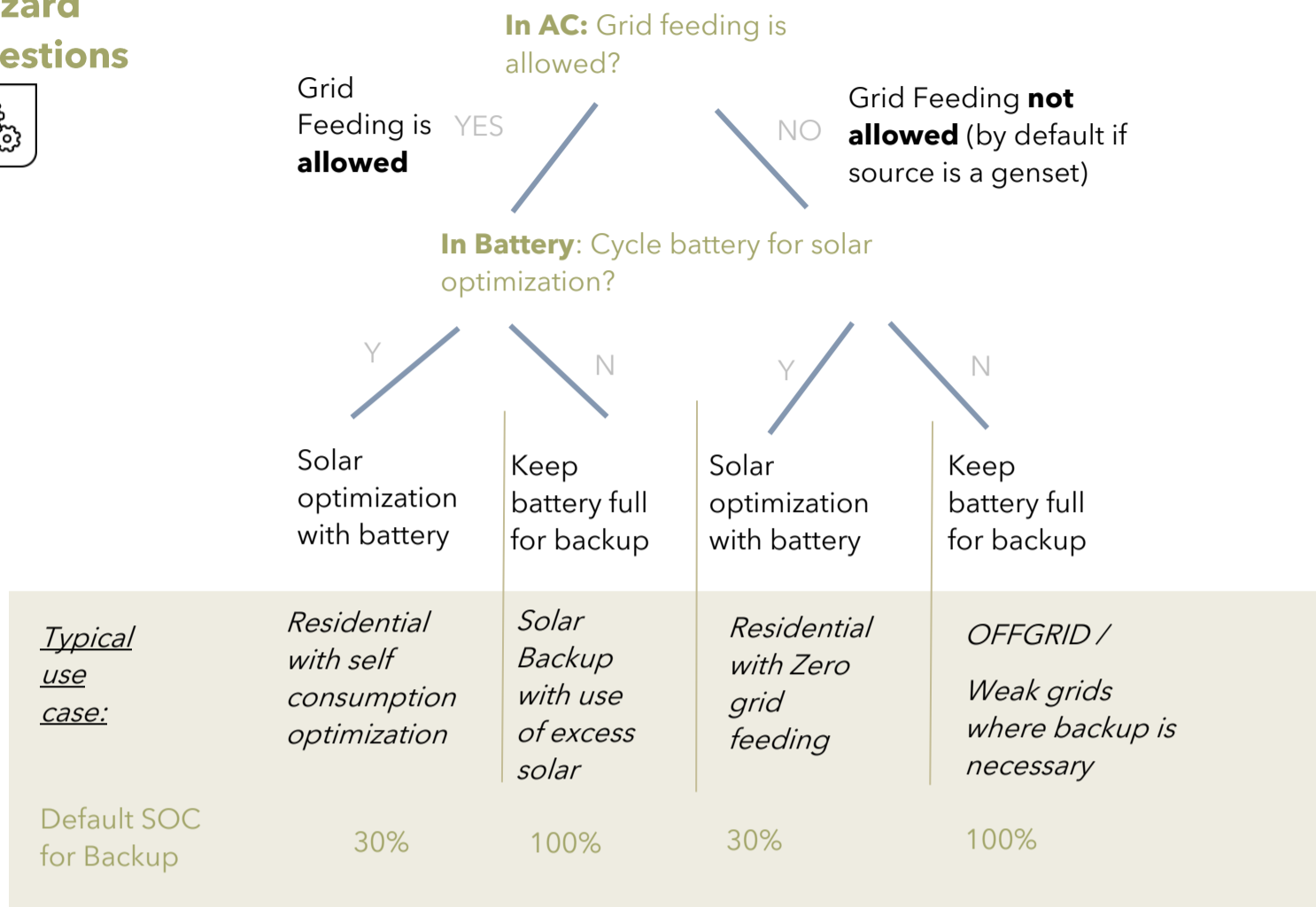
APPS

Note: main menu always accessible with:



Two questions in the wizard to define the 4 main use cases:

Wizard questions



Notes:

- *SOC for back-up* can be changed later in the battery settings.
- With *SOC for grid-feeding* you can discharge the battery down to the wanted SOC. It is at 100% by default: grid feeding of solar excess only when battery is full. It is also in the battery settings.

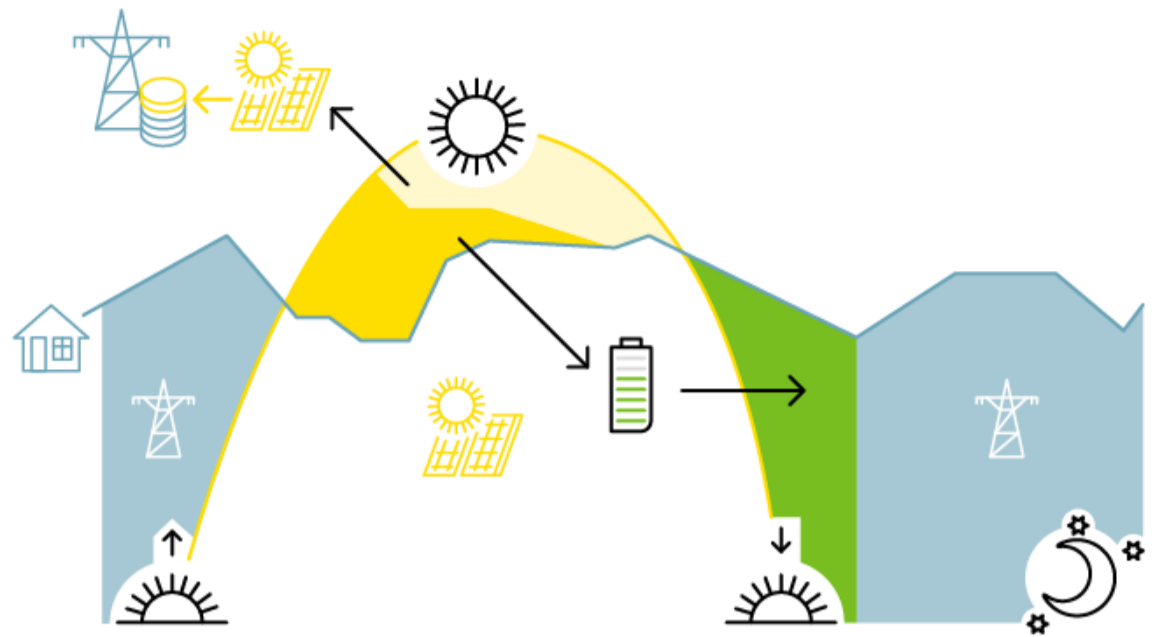
Self consumption with storage

Standard answers to wizard questions:

- Grid: YES with grid feeding
- Genset: NO
- Cycle battery: Yes

Behaviour:

- Optimisation with battery use between 100% and 30% (SOC for backup)
- Solar is used for the loads during the day
- When the battery is full, excess is fed to the grid



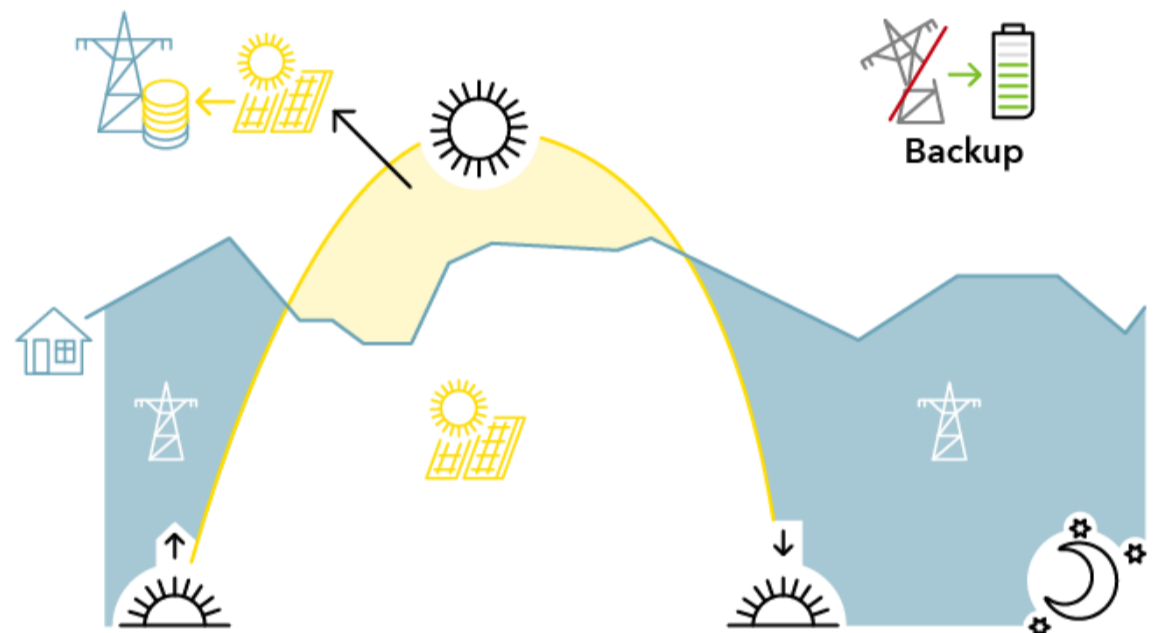
Full grid feeding: Self consumption without use of storage

Standard answers to wizard questions:

- Grid: YES with grid feeding
- Genset: NO
- Cycle battery: NO

Behaviour:

- All the battery energy is kept for a probable blackout.
- Solar is used for the loads during the day and excess is fed to the grid
- Next3 is like a grid-inverter when the grid is always on.



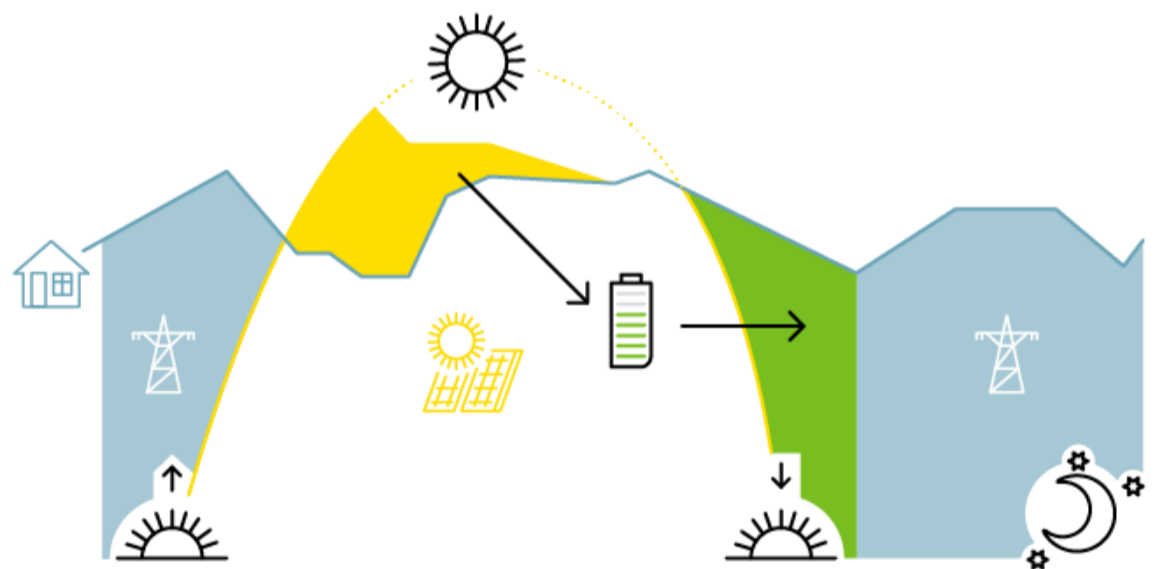
Zero grid feeding: your energy only for you

Standard answers to wizard questions:

- Grid: YES but without grid feeding
- Genset: NO
- Cycle battery: Yes

Behaviour:

- Energy is never sold back to the grid.
- Solar is used for the loads during the day and to fill the battery, and excess is lost
- Optimisation of self consumption with battery use between 100% and 30% (SOC for backup)



OFFGRID Hybrid system

Standard answers to questions:

- Grid: NO
- Genset: YES on AC-source
- Cycle battery: NO

Behaviour:

- Energy is never sent back to the genset.
- As soon as the genset is ON, the batteries are recharged to the max.
- Solar is used in priority for the loads during the day

