


TECHNICAL DATA SHEET

DAB12-200



Applications

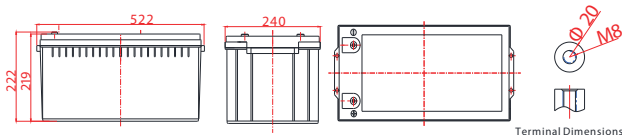
- › Electric vehicle
- › Electric wheelchair
- › Electric scooter
- › Electric play car for children
- › Garbage truck
- › Patrol car
- › Stationary applications

General Features

- › High Corrosion Resistant Performance: Pb-Ca multi-alloy grid
- › High Energy Density and Power Density
- › Excellent Charge Acceptance Ability
- › Strong High and Low Temperature Performance
- › Optimized Capability of instant High-current Discharging
- › Low self-discharge rate



Dimension: 522(L)×240(W)×219(H)×222(TH) Unit: mm



Specification

Nominal Voltage	12V
Nominal Capacity	225Ah
Design life	10 years
Terminal	M8
Approx. Weight	Approx 61.5kg (135.6lbs)
Container Material	ABS
Rated Capacity	225Ah 20Hour Rate (11.25A to 10.5V)
	211Ah 10Hour Rate (21.1A to 10.5V)
	190Ah 5Hour Rate (38.1A to 10.5V)
Internal resistance	Full charged at 25°C: 3.1 mΩ
Max. Discharge Current	2400A(5S)
Operating Temperature	Discharge:
	Charge: -20 ~50°C (-4 ~ 122°F) Storage: -20 ~50°C (-4 ~ 122°F)
Charge current:	Max. 45A
Charge Method (25 °C)	Float Charge: 13.5-13.8V, recom. 13.8V (-18mV/ °C)
	Cycle charge: 14.28-14.4V, recom. 14.4V (-30mV/ °C)
Self discharge	3% of capacity declined per month at 25°C

TECHNICAL DATA SHEET

DAB12-200

Constant Current Discharge Characteristics Unit: A (25°C, 77°F)

FV/Time	15min	30min	1h	2h	3h	5h	8h	10h	20h
1.60V	396	241	141	80.8	58.6	39.4	25.8	21.8	11.42
1.65V	384	237	140	80.4	58.0	39.0	25.6	21.5	11.36
1.70V	376	233	139	79.8	57.2	38.5	25.4	21.3	11.30
1.75V	363	231	137	78.5	56.6	38.1	25.2	21.1	11.25
1.80V	339	221	133	77.1	56.2	37.1	25.0	20.9	11.19
1.85V	302	201	124	73.2	52.9	35.3	24.0	20.3	11.00

Constant Power Discharge Characteristics Unit: W/cell (25°C, 77°C)

FV/Time	15min	30min	1h	2h	3h	5h	8h	10h	20h
1.60V	698	436	266	153	112	74.6	50.2	41.8	22.6
1.65V	685	432	264	152	110	74.2	49.8	41.4	22.5
1.70V	677	432	262	152	109	73.6	49.6	41.0	22.4
1.75V	673	430	260	151	109	73.2	49.2	40.6	22.3
1.80V	636	419	258	150	108	72.4	48.8	40.2	22.2
1.85V	569	385	240	144	103.1	69.1	47.1	39.5	22.0

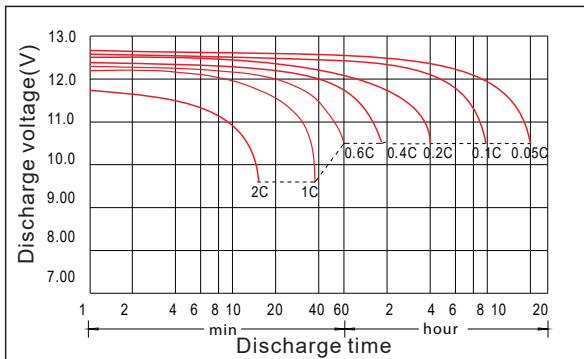
Disclaimer: Manufacturers have the right to self-modify the parameters of the product updates, please keep in touch with manufacturers to obtain the latest information.

Charger recommendations

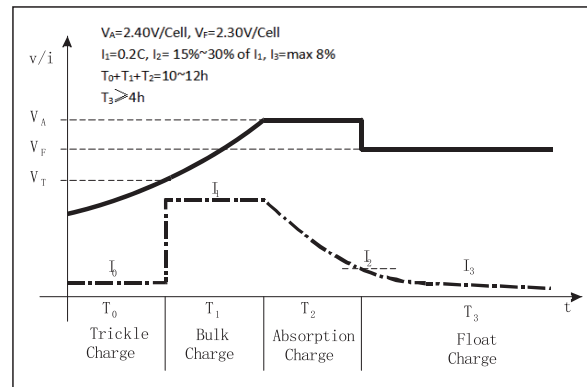
Type of charger	Zivan	AQHF WP	AQHF24-30FC G2
Matching profile	AGM =BA1+CU2	AMG SLA	AGM

Max. charging current 2.4Vpc

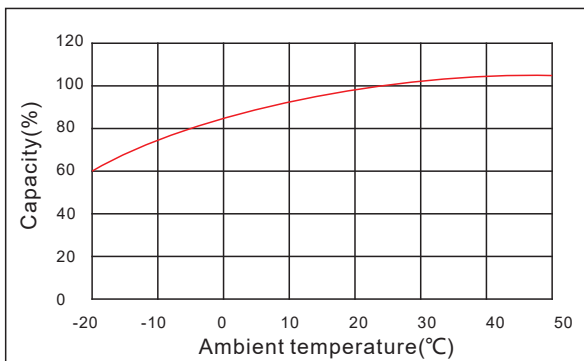
Discharge characteristic



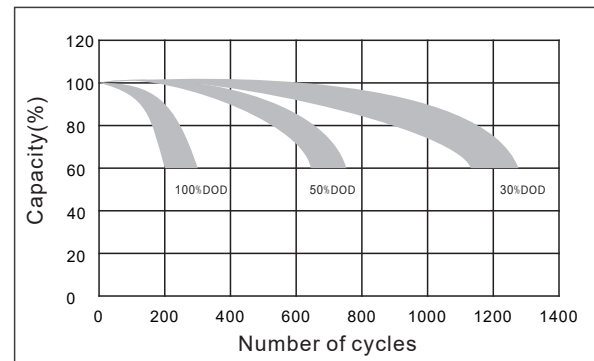
Charging characteristic



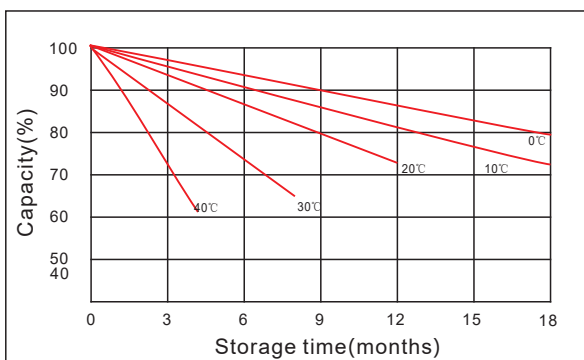
The effect of temperature on capacity



The effect of discharge depth on cycle life



Curves of self-discharge



The effect of temperature on float life

