

E1 PRO / E1T
High Lumen Output Economic Flashlight
User manual

The SPERAS E1 PRO, is a slender, exquisite flashlight with integrated housing and high mode 1700lm output under 1 pce 18650 lithium battery. Memory mode function helps you to choose the mode you prefer. It is an ideal portable flashlight suitable for daily lighting or any normal outdoor lighting activities.

The SPERAS E1T, is a slender, exquisite flashlight with special tactical simple mode 1700lm output and quick strobe function, which is very suitable police, law enforcement, military and security guards etc.

Specifications

	FL 1 STANDARD	HIGH	MEDIUM	LOW	STROBE
E1 PRO	OUTPUT	1700LM	300LM	20LM	1700LM
	RUNTIME	3h	6h	100h	—
	BEAM INTENSITY	20,192cd	3,664cd	256cd	—
	BEAM DISTANCE	284m	121m	32m	—
E1T	OUTPUT	1700LM	—	—	1700LM
	RUNTIME	3h	—	—	—
	BEAM INTENSITY	20,192cd	—	—	—
	BEAM DISTANCE	284m	—	—	—
	IMPACT DISTANCE	2m			
	WATERPROOF	IPX-8 (2 meter submersible)			

Notice: The above data has been measured in accordance with international flashlight testing standards ANSI/NEMA FL1 using one SPERAS 18650 3400mAh Lithium battery under laboratory conditions. The data may vary slightly during actual use due to battery type, individual usage habits and environmental factors.

- ✦ LED: LUMINUS SST40 LED, up to 50,000 hours lifetime.
- ✦ Operate voltage: DC 3V-4.2V
- ✦ Reflector: smooth reflector
- ✦ Lens: Hardened Ultra-Clear Glass with abrasion resistant AR Coating
- ✦ Compatible Battery: 18650 Lithium battery
- ✦ Material: Aerospace Aluminum alloy
- ✦ Housing: Premium Type III hard-anodized anti-abrasive finish of black
- ✦ Dimension: length:122.9mm,head:φ26.1mm; body tube:φ25.4mm
- ✦ Net weight: 78.3g/2.76Oz

Inside the Box

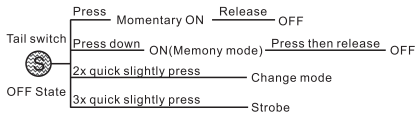
E1 flashlight with standard accessories, including 1*lanyard, 2*Oring, 1*clip, 1*holster.

Operation Instruction

For the E1 PRO

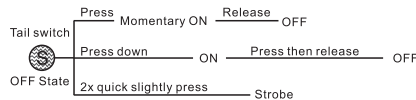
- ✦ Please correctly install the battery (1pce 18650 Lithium batteries)
- ✦ **TURN ON/OFF:** Press down the tail switch, turn on; Press then release, turn off. Please pay attention, at this moment is mode that you use last time because of the memory mode function.
- ✦ **Change the Modes:** on the off state, quickly slightly press **trice**, change the mode (**pls pay attention, in the second slightly press, if you press down, it will lock the mode**); If you want to change another mode, please make sure in the off state, and then quickly slight press twice, it will change the mode.
- ✦ **Strobe mode:** On the off state, quickly slightly press 3 times (pls pay attention, in the third slightly press, if you press down, it will lock the mode), it can enter the strobe mode.

Please follow the figure

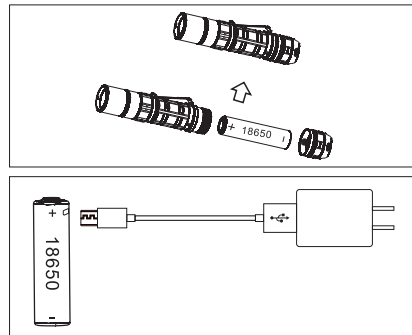


For the E1T

- ✦ Please correctly install the battery (1pce 18650 Lithium batteries)
- ✦ Turn on/off: Press down the tail switch, turn on; Press then release, turn off
- ✦ Strobe: quickly slightly press trice, enter the strobe mode. (If you want to lock the mode, please press down in the second slightly press)



Charging: Please take off the battery from the flashlight, insert the USB and connect your adapter. Please check the below picture:



Usage and Maintenance

- ✦ The temperature on the surface of the flashlight may increase during use, especially during the periods of continuous higher lumen output. The maximum safe operating temperature on the surface is under 55 °C/131 °F.
- ✦ Please fully charge battery before initial use. Included battery is charged to less than 50% for safety shipping. If use this battery directly, the flashlight may not power in standard data.
- ✦ To maintain waterproof rating, please lubricate the O-ring with silicone safe lubricant and replace broken O-rings as needed.
- ✦ Do not shine light directly into eyes.
- ✦ For long term storage, please remove the battery and store in a cool and dry location.

Warranty

- ✦ The product is provided 5 years warranty. Any non-artificial damage, please contact SPERAS after-sale department.
- ✦ The warranty does not cover normal wear and tear, modifications, misuse, disintegrations, negligence, accidents, improper maintenance, or repair by anyone other than an authorized retailer or SPERAS itself.



Shenzhen Speras Lighting Co., Ltd
Add.: 7F, Gangshen International Center, Xinniu Road, Minzhi Street, Longhua New District, Shenzhen, China
Tel.: 0086-0755-2107 2597
Email: info@speraslight.com
Web: www.speraslight.com



展开尺寸: 180x100mm 折叠尺寸: 60x100mm
128g铜版纸