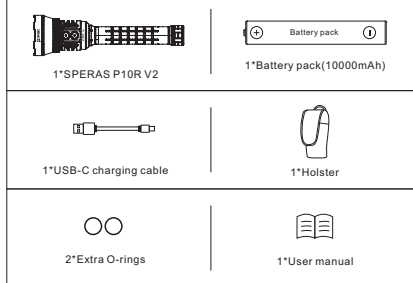


P10R V2 User manual

### Danger and Warning

- DO NOT shine light directly into eyes. This may cause temporary blindness and/or cause permanent damage to the eyes.
- DO NOT cover the light head when the flashlight is on or place the light head on the ground. The heat dispersion of the light may cause damage to the flashlight itself or even result in burning other objects.
- Keep out of reach of children.
- DO NOT activate turbo mode repeatedly under high temperature to prevent the flashlight body from overheating and hurting the user's hand.

### Inside the box



### Specification

FL1 STANDARD	Turbo	High	Medium	Low	ECO	Strobe	SOS
Output	11000LM 10000LM 11500LM 11500LM	3000LM 3000LM 3000LM 3000LM	1500LM	500LM	100LM	9000LM	500LM
Runtime	70S-2H15min	10min-2H30min	3H10min	12H	36H	-	-
Beam Intensity	82,500cd	29,250cd	14,700cd	4,675cd	825cd	82,500cd	4,675cd
Beam Distance	574m	342m	242m	137m	57m	574m	137m
LED	Luminus SST70*3						
Lens	Double-side AR coated tempered glass						
Battery Source	10000mAh Lithium 21700 battery pack*1						
Charging Time	3.5H(5V/3A) or 4.5H(5V/2A)						
Impact Distance	1.5m						
Waterproof	IP68(underwater 2m)						
Material	Aerospace 6061 Aluminum Alloy						
Finish	Premium Type III Hard-anodizing						
Dimension	224(Lengh)*60(Head)*27(Tube)mm						
Net Weight	296(excl. battery)						

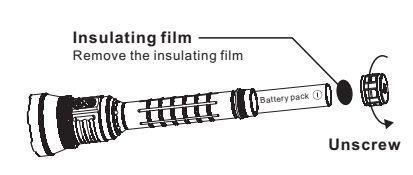
The above data has been measured in accordance with international flashlight testing standards ANSI/NEMA FL1 using a SPERAS 7.4V/5000mAh 21700 lithium battery pack under laboratory conditions.

### Product Overview

The SPERAS P10R V2 is a high performance, high lumen LED flashlight with 10000lm max output that utilizes 3pcs imported Luminus SST70 LEDs. The dual rubber buttons design, allows to fast adjust the mode with the bottom button and easily reaching to the turbo mode with the top button. Powered by a 10000mAh 21700 Lithium battery pack, it could achieve at a maximum runtime of 36H under 100 lumen stable output. It's an ideal flashlight for searching, rescue, patrol or other outdoor activities. With the Lockout function, users can be assured that the flashlight will not unintentionally power on when put in the pocket or bag.

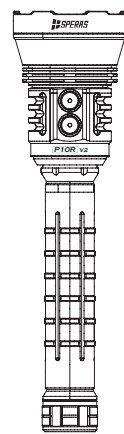
### Battery Installation

Before the first use, please remove the insulating film of battery in the flashlight. And if the battery needs to be changed, make sure the positive polarity side of the battery faces toward the direction of the flashlight head (the side of the LED).



### Operating Instructions

- Top button:**
  - Quick double clicks the top button to activate the strobe mode, and quick double clicks again will enter the SOS mode. Single click will return to the state before the Strobe.
  - At any state (except the strobe and SOS mode), long press the top button for 0.3s to enter the turbo mode. Release the button to revert back the previous state.
- Bottom button:**
  - ON/OFF: In the OFF state, click the bottom button to enter the memory mode, long press the bottom button for 0.3s to turn off the flashlight.
  - Change brightness mode: In ON state, click the bottom button to change the mode instantly. The mode will circle from Eco, Low, Medium, High, Turbo with clicks.
  - ECO mode: In OFF state, long press for 0.3s the bottom switch to instantly activate the ECO mode.
- Lock/Unlock:**
  - Lock: In any state, long press both buttons for 2s at the same time, the flashlight will blink twice and then enter the lock state. Once locked, press any button, the orange LED indication will blink 2s.
  - Unlock: Quickly click 3 times (any button), the flashlight will blink twice to show you that the flashlight is in the unlock state.

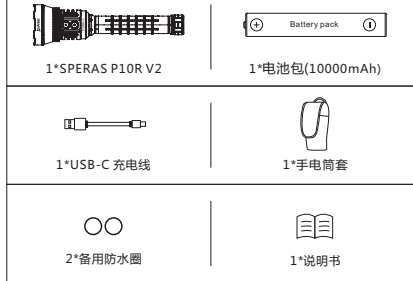


P10R V2 说明书

### 危险提示

- 首次使用, 请详细阅读说明书。
- 请勿将光线直射眼睛, 这可能会导致暂时失明或对眼睛造成永久性损伤。
- 请勿在手电筒开启时遮盖灯头, 或将灯头放在地上。光的热辐射可能会导致手电筒本身的损坏, 甚至导致其他物体燃烧。
- 放在儿童接触不到的地方。
- 请勿在高温下反复开启极亮模式, 以防止手电筒壳体过热伤人。
- 请使用配套电池。

### 包装包含



### 产品参数

ANSI标准参数	极亮	高亮	中亮	低亮	月光	爆闪	SOS
输出流明	11000LM 10000LM 11500LM 11500LM	3000LM 3000LM 3000LM 3000LM	1500LM	500LM	100LM	9000LM	500LM
续航	70S-2H15min	10min-2H30min	3H10min	12H	36H	-	-
光束	82,500cd	29,250cd	14,700cd	4,675cd	825cd	82,500cd	4,675cd
射程	574m	342m	242m	137m	57m	574m	137m
灯珠	聚射的斯 SST70*3						
镜片	双玻镀膜钢化玻璃镜片						
电源	21700 锂电池 (10000mah) *1						
充电时长	3.5H(5V/3A) or 4.5H(5V/2A)						
防护等级	1.5米						
防水等级	IP68(水下2米)						
材料	航空级T6061铝材						
表面处理	表面军规III级硬阳极氧化处理						
尺寸	224(长)*60(头部直径)*27(筒身直径)mm						
净重	296(不含电池)						

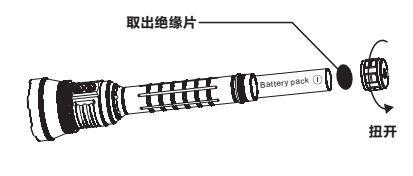
注: 以上数据是按照国际手电筒测试标准ANSI/NEMA FL1, 使用SPERAS 7.4V/5000mAh 21700锂电池包在实验室条件下测得。

### 产品简介

SPERAS P10R是一款高性能、大流明手电筒, 搭载3颗进口射灯斯 SST70灯珠, 最大流明可达10000流明。双开设计, 可快速换挡以及一键高亮。配置21700 10000毫安锂电池, 可支持手电稳定输出100流明达36个小时。P10R是一款理想的搜索、救助、巡逻或者户外探险手电筒。使用锁定功能, 用户不用担心手电筒会在口袋或者包里意外使用。

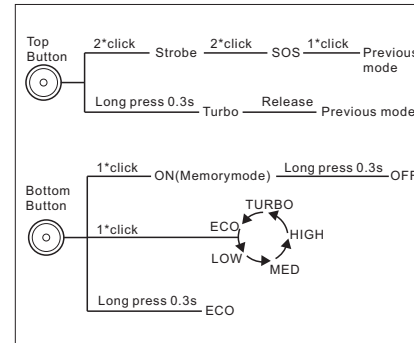
### 电池安装

首次使用, 需要打开手电筒, 取出绝缘片, 再次安装, 即可使用。更换电池, 请注意按照正确的电池方向装入。



### 使用说明

- 上按键**
  - 快速双击上按键可进入爆闪; 再次双击可进入SOS档位; 单击可返回爆闪之前的状态。
  - 任何状态下(除去爆闪和SOS状态下), 长按上按键0.3秒可进入极亮档; 松手立即返回之前的状态。
- 下按键**
  - 开/关: 在关闭状态下, 单击下按键可进入记忆档位; 长按0.3秒关闭手电筒。
  - 换挡: 在开机状态下, 单击下按键可快速换挡。档位在极低档, 低档, 中档, 高档, 极高档中循环。
  - 极低亮: 在关闭状态下, 长按0.3秒下按键可进入极低亮档位。
- 锁定与解锁功能**
  - 锁定: 在任何状态下, 同时长按两个按键2秒钟, 手电筒主灯就会闪烁2次, 提示手电筒已经进入锁定状态。在锁定状态下, 触动任何按键, 黄色指示灯会亮起2秒以提示手电筒处于锁定状态。
  - 解锁: 快速三击任何按键, 手电筒主灯会闪烁两次提示手电筒已经解锁。

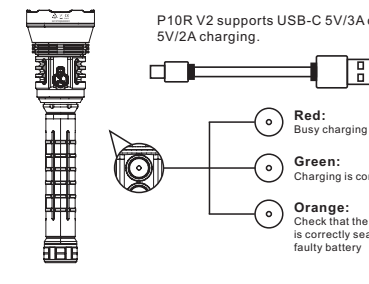


### Charging

The P10R V2 supports 5V/3A and 5V/2A charging with compatible power adapter. Insert the cable to the type-C port and then connect the adapter to charge. When charging, the indicators on the buttons will display as follow:

- Green: full charged
- Red: Busy charging
- Orange: Check that the battery is correctly seated or faulty battery.

Note: We kindly suggest that only the included battery pack (7.4V/5000mAh) to be used for charging. Do not use the flashlight when charging.



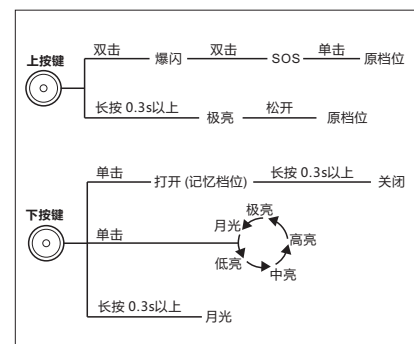
### Power Indication

When the flashlight is turned ON, the LED indicator will automatically monitor the power constantly and display as follow.

- Green: 100%-70%
- Orange: 70%-30%
- Red: 30%-10%
- Red Flash: 10%-1% (The red LED will keep flashing to remind the power if running out soon.)

### Usage and Maintenance

- Please fully charge the battery before initial use.
- To maintain the waterproof rating, please lubricate the O-ring with silicone safe lubricant and replace broken O-rings as soon as possible.
- If the light will not be used for a long period or when transported, please unscrew the tail cap and remove the battery to break the circuit.

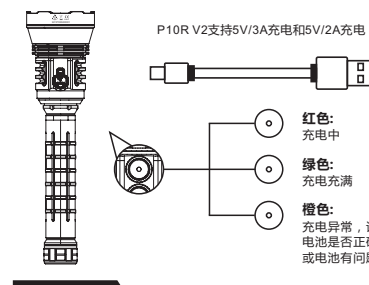


### 如何充电

P10R V2支持5V/3A充电和5V/2A充电, 需要使用对应的适配器。使用标配充电线, 连接上适配器, 可进行充电。充电过程中, 指示灯指示如下:

- 绿灯: 充电已满
- 红灯: 充电中
- 黄灯: 充电有问题, 需检查。

提示: 仅支持使用标配电池进行充电。充电过程中, 请不要使用手电筒。



### 电量提示

开机后侧边指示灯会自动指示电量5秒:

指示电量如下

- 绿灯: 100%-70%
- 橙灯: 70%-30%
- 红灯: 30%-10%
- 红闪: 10%-1% (长闪提示)

### 使用与维护

- 手电在使用过程中, 手电表面温度在60度以下属于正常情况, 请放心使用。
- 首次使用前请将电池充满电。
- 每半年用棉签清理手电筒并涂上润滑油。
- 为达到最佳防水性能, 请定期检查防水O圈的完整性, 并请适量涂抹润滑油于防水O圈上以延长其使用寿命。在O圈损坏, 请及时更换原厂O圈以确保您所使用之产品的优异防水性能。
- 长时间不使用手电筒时, 请将电池取出, 并妥善存放于阴凉干燥处。



### Warranty Card

Product Model No.: \_\_\_\_\_

Serial No.: \_\_\_\_\_

Date of Purchase: \_\_\_\_\_

Dealer Signature / Stamp: \_\_\_\_\_

**Thank you for choosing SPERAS.**  
The SPERAS flashlight is covered by a 5-years warranty from the date of purchase. Please ask the dealer/distributor fulfill the date of purchase and sign/stamp the warranty card after purchase. Contact the dealer/distributor of SPERAS flashlight first if help needed.

**Notice:** The warranty covers manufacturer defects solely and becomes invalid if the flashlight is subjected to work by an unauthorized party.



双面印刷 折后尺寸60x90mm



### 保修卡

产品型号: \_\_\_\_\_

产品序列号: \_\_\_\_\_

购买日期: \_\_\_\_\_

经销商签名/盖章: \_\_\_\_\_

**感谢您选择 SPERAS.**  
SPERAS 手电筒自购买之日起享有 5 年保修。购买后请要求经销商填写购买日期并在保修卡上签字/盖章。如果需要帮助, 请先联系 SPERAS 手电筒的经销商。

注意: 保修条款仅涵盖制造商缺陷。



### Warranty Card

Product Model No.: \_\_\_\_\_

Serial No.: \_\_\_\_\_

Date of Purchase: \_\_\_\_\_

Dealer Signature / Stamp: \_\_\_\_\_

**Thank you for choosing SPERAS.**  
The SPERAS flashlight is covered by a 5-years warranty from the date of purchase. Please ask the dealer/distributor fulfill the date of purchase and sign/stamp the warranty card after purchase. Contact the dealer/distributor of SPERAS flashlight first if help needed.

**Notice:** The warranty covers manufacturer defects solely and becomes invalid if the flashlight is subjected to work by an unauthorized party.



### 保修卡

产品型号: \_\_\_\_\_

产品序列号: \_\_\_\_\_

购买日期: \_\_\_\_\_

经销商签名/盖章: \_\_\_\_\_

**感谢您选择 SPERAS.**  
SPERAS 手电筒自购买之日起享有 5 年保修。购买后请要求经销商填写购买日期并在保修卡上签字/盖章。如果需要帮助, 请先联系 SPERAS 手电筒的经销商。

注意: 保修条款仅涵盖制造商缺陷。



**深圳市思贝照明有限公司**  
地址: 深圳市龙华新区大浪街道华宁路  
香港创新园G栋420-424  
电话: +86-755-2107-2597  
网址: www.speraslight.com  
邮箱: info@speraslight.com  
CE RoHS