

PS150 BOOST-60

Solar surface pump system

Applications

- Drinking water supply
- Water purification
- Reverse osmosis systems
- Pressurizing systems

Characteristics

- Fast, failure-free installation
- Excellent serviceability
- High reliability and life expectancy
- Short Return of Investment (ROI) cycle
- Lower Total Cost of Ownership (TCO)

Technical data

Total dynamic head	max. 150 m
Flow rate	max. 0,26 m³/h
Vmp*	> 17 V
Voc	max. 50 V

Standards

CE 2006/42/EC, 2004/108/EC, 2006/95/EC

The logos shown reflect the approvals that have been granted for this product family. Products are ordered and supplied with the approvals specific to the market requirements.



Components

Controller: PS150

- Controlling and monitoring
- Control inputs for dry running protection, remote control etc.
- Protected against reverse polarity, overload and overtemperature
- Integrated MPPT (Maximum Power Point Tracker)
- Low voltage disconnect for battery operation

Motor: ECDRIVE 150-BOOST

- Maintenance-free brushless DC motor
- No electronics in the motor

Pump end: PE BOOST-60

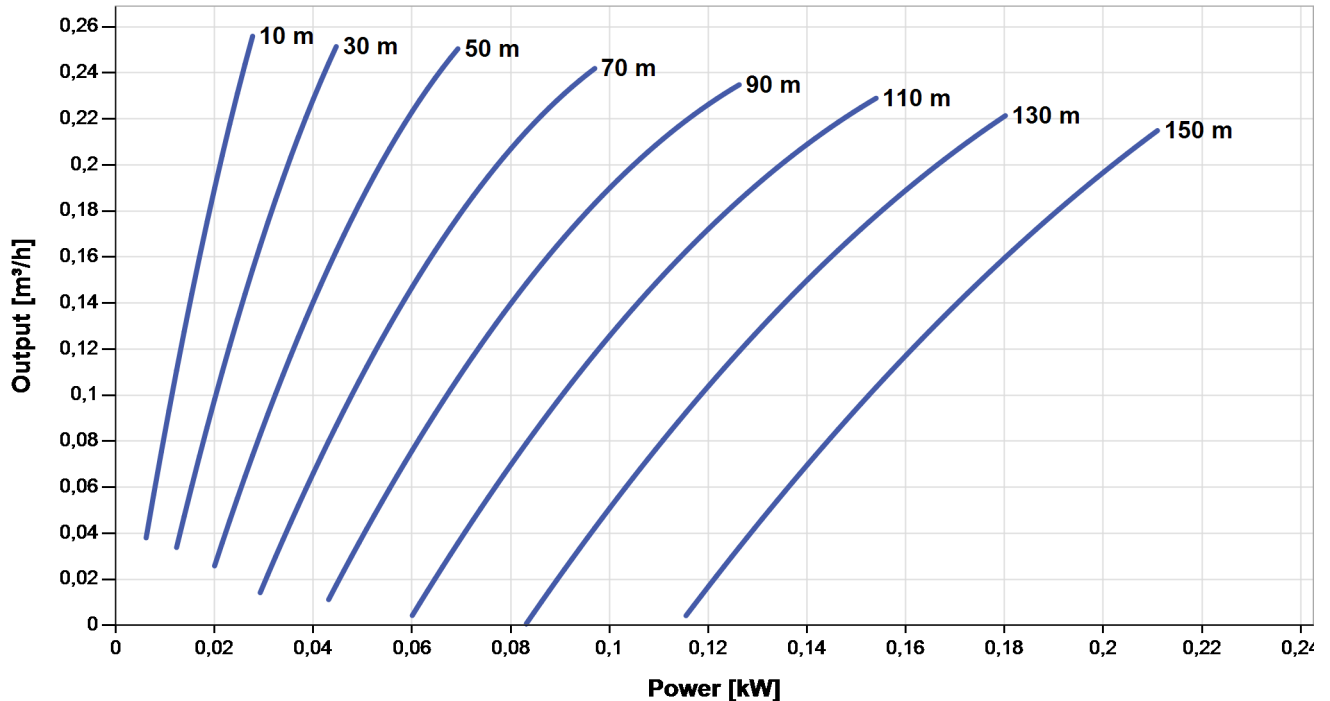
- High reliability and life expectancy
- Suction head max. 3 m
- Premium materials
- Optional: dry running protection

PS150 BOOST-60

Solar surface pump system

Pump chart

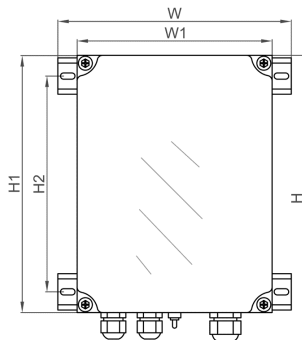
V_{mp}* > 17 V



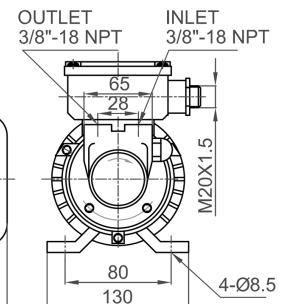
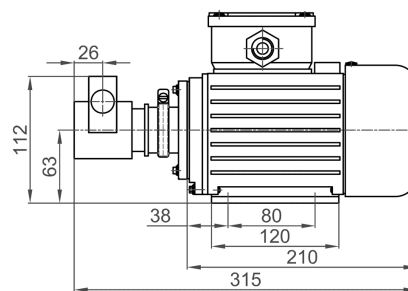
Dimensions and weights

Controller

H = 276 mm
H1 = 248 mm
H2 = 208 mm
W = 225 mm
W1 = 188 mm
D = 108 mm
D1 = 100 mm



Pump unit [mm]



	Net weight
Controller	1,2 kg
Pump unit	7,0 kg
Motor	5,0 kg
Pump end	2,0 kg

*V_{mp}: MPP-voltage under Standard Test Conditions (STC): 1000 W/m² solar irradiance, 25 °C cell temperature

